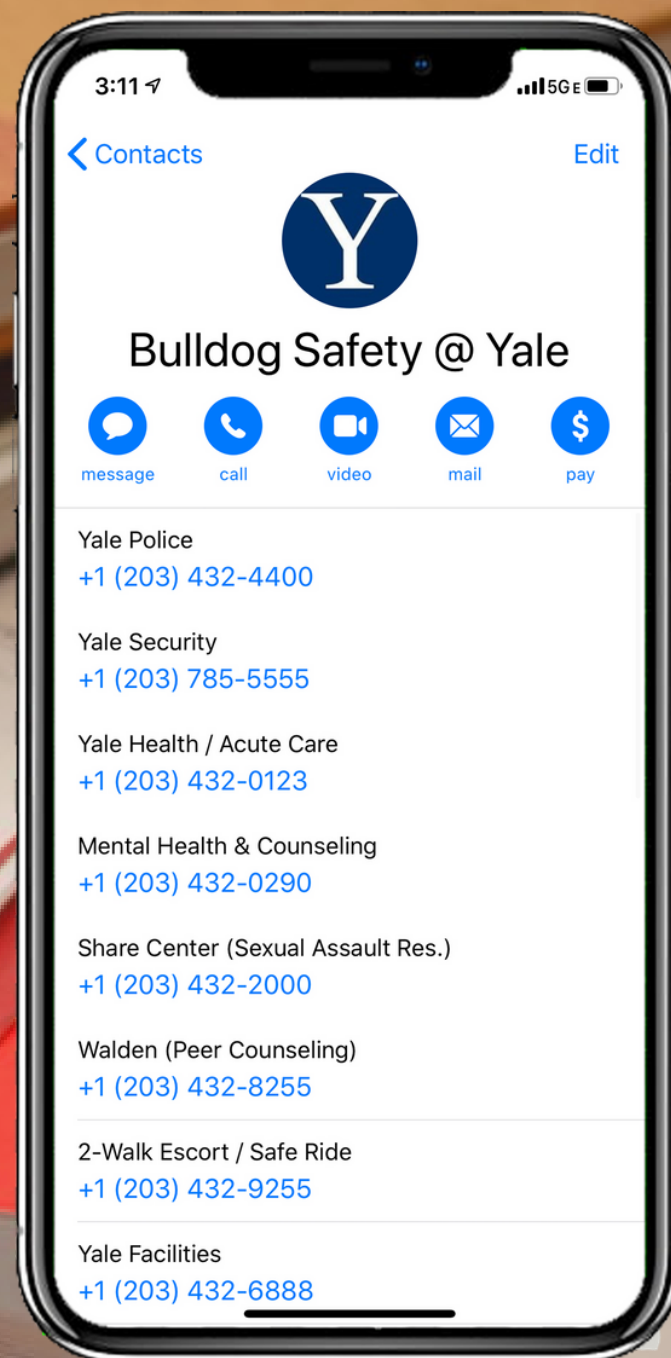


Save Yale Police & other campus resources directly to your phone

- Save campus resources and phone numbers, including Yale Police and Security, straight to your phone's contacts app
- No app required; download the contact card with one simple QR scan (directions on reverse)
- To locate the card, simply search "Yale" or "Safety" in your phone's contacts app




How can I download the card?

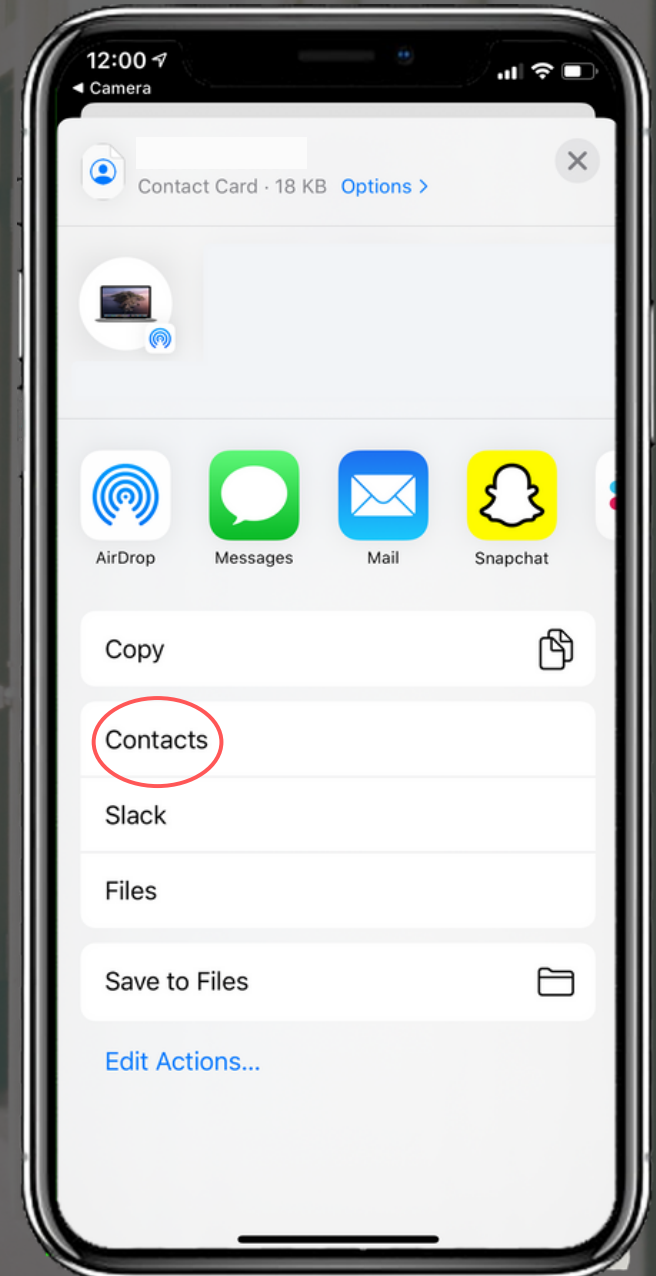


1. Start downloading the contact card by scanning the QR code with your smartphone's camera, or any QR scanning app

2. Tap the link that pops up. Once in the web browser, click the "download card" button

3. On iPhones: once you see a preview of the card, click the **export** button in the top right corner.  Then, click "**contacts**," then "**Save**"

4. On Androids: open the file by tapping "Open" or by sliding down on screen. Save the cards to the "Phone" option



Have a question? Reach out for help by emailing support@keynectup.com